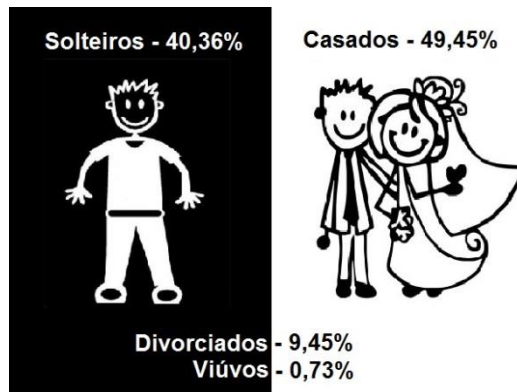
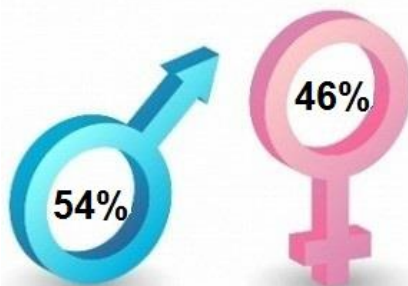



INFOGRÁFICOS – PERFIL DA DEMANDA


JALAPÃO 2016



Servidor Público - 22,27%



Setor Privado - 21,09%
 Empresário - 19,14%



Hotel/Pousada



61%

Camping



30%

Residência amigos



7%



Banhos - 37%




Compra Artesanato - 18,86%



Atividades Desportivas - 11,25%

Atrativos Mais Visitados



Avaliação dos Atrativos



